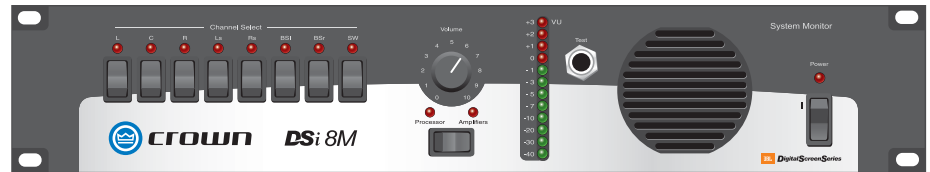


## DSi SERIES

# DSi-8M



The Crown<sup>®</sup> DSi-8M is a projection booth monitor designed to work with bi-amplified cinema systems using the Crown DSi Series amplifiers.

All controls necessary for daily operation of the DSi-8M are easily accessible on the front panel. 8-channel monitoring allows you to monitor either the processor or the power amplifier's outputs: L, C, R, Ls, Rs, Bsl, Bsr, and Sub in any combination.

Input levels from the processor and power amplifier can be adjusted independently. There are no huge level jumps when switching between processor and power amplifiers.

The bargraph display can be calibrated to the reference level for your theater. The projectionist can see auditorium levels instantly.

Your investment in a DSi-Series product is backed by Crown's Three-Year, No-Fault, Fully Transferable Warranty.

For more details about the Crown DSi Series, contact the Crown Technical Support Group at 800-342-6939 or 574-294-8200. Also, visit the Crown Audio website at [www.crownaudio.com](http://www.crownaudio.com).

### Specifications

**Input Impedance (Processor Inputs):** 10 k ohms.

**Input Impedance (Power Amplifiers Inputs):** > 50 k ohms.

**Power Requirements:** 100-240V~, 50-60 Hz, 32 watts.

### Front Panel Controls and Indicators

**Channel Select Buttons and LEDs:** Eight pushbutton switches, one for each input channel. Pressing a button monitors the signal from that channel, and lights the corresponding LED. Any combination of eight channels can be selected.

**Volume Control:** Rotary potentiometer with knob controls the volume of the internal or external speaker. Has no effect on the VU Bargraph Meter display.

**Processor/Amplifier Selector Switch and LEDs:** Pushbutton switch with corresponding LEDs selects inputs from cinema processor or power amplifiers for monitoring.

**VU Bargraph Meter:** 12-segment meter displays input level of selected channels from -40 VU to +3 VU. May be calibrated by the rear-panel trim adjustment. Operates independently of the Volume Control.

**Test Jack:** 1/4" phone jack lets the user monitor the audio output of the DSi-8M. Inserting a

### Features

- Compact 2-rack unit
- 8 channels for monitoring processor or amplifier inputs
- All inputs and outputs are balanced to interface with new cinema processors
- Input levels for processor and power amps can be adjusted independently
- No level jumps when switching between processor and amplifiers

- Bargraph display may be calibrated to the reference level for your theater; projectionist sees auditorium levels instantly
- 25-pin D-sub connectors, plus removable terminal blocks and HD-15 for quick, hassle-free connections
- Designed to work with bi-amplified sound systems to monitor the high- and low-frequency outputs from the left, center and right channels
- Three-Year, No-Fault, Fully Transferable Warranty completely protects your investment and guarantees its specifications

mono or stereo 1/4" phone plug here disables the internal speaker and routes the audio output to the Test Jack.

**Internal Speaker:** For convenient monitoring at the monitor panel.

**Power Switch and Power LED:** Rocker switch turns power on or off. LED illuminates when power is on.

### Rear Panel Controls and Connectors

**IEC AC Power Receptacle:** Connects to an IEC AC power cord.

**Input Connector 1:** 10-pin Phoenix terminal block connects to the power amplifier speaker outputs for the Left Surround, Right Surround, Back Surround Left, Back Surround Right and Subwoofer channels. This connector lets you monitor the output of amplifiers that do not include HD-15 connector options.

**Input Connector 2:** 10-pin Phoenix terminal block connects to the power amplifier speaker output for the Left High, Left Low, Center High, Center Low, Right High and Right Low channels. This connector lets you monitor the output of amplifiers that do not include HD-15 connector options.

**Amplifier Level Control:** Trimpot adjusts the level of the input signals from the power amplifiers.

**Processor Level:** Trimpot adjusts the level of the input signals from the processor.

**Outputs to Power Amplifier Inputs:** The six HD-15 connectors in this section connect to DSi amplifiers for both input and output signals. The HD-15 connectors have two functions:

1. Connect DSi 8M outputs to DSi amplifier inputs.
2. Connect DSi amplifier outputs to DSi 8M inputs for monitoring.

Using VGA cables, the HD-15 connectors can be connected to Crown DSi power amplifier HD-15 connectors as described below.

**HD-15 Connector 1:** For cinema I/O compatibility. Connects to Ls/Rs amplifier.

**HD-15 Connector 2:** Connects to Bsl/Bsr amplifier.

**HD-15 Connector 3:** Connects to Rl/Rh amplifier.

**HD-15 Connector 4:** Connects to Sw amplifier.

**HD-15 Connector 5:** Connects to Ll/Lh amplifier.

**HD-15 Connector 6:** Connects to Cl/Ch amplifier.

**Optional Input Connector:** 25-pin D-sub connector connects to the EX output of the processor.

**Bargraph Level:** Trimpot adjusts the sensitivity of the front-panel VU Bargraph Meter.

**Main Input Connector:** 25-pin D-sub connector connects to the main outputs of the processor.

**"EX" Selector Switch:** 8-position DIP switch. Turn on switches 1-4 if system is without EX. Turn on switches 5-8 if system is with EX. This routes the correct Ls/Rs inputs to the DSi-8M circuitry.

### Construction

**Chassis:** Steel.


**Dimensions:** EIA Standard 19-inch rack mount width (EIA RS-310-B), 3.5 inches (8.9 cm) high and 9.625 inches (24.4 cm) deep behind front mounting surface.

**Net Weight:** 10 lb 2 oz (4.63 kg).

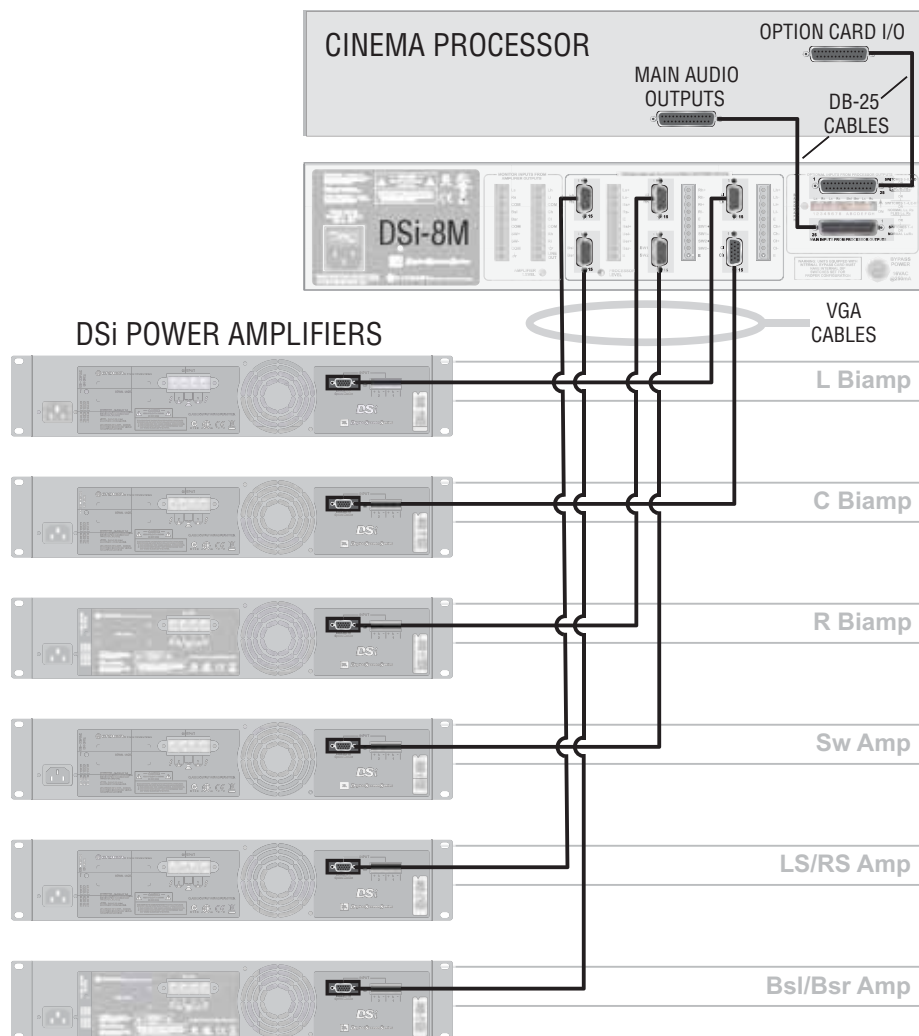
**Shipping Weight:** 16 lb (7.26 kg).



# DSi-8M



DSi-8M Rear Panel



Simple Wiring Diagram with HD-15 Connectors

## Crown's Three-Year, No-Fault, Fully Transferable Warranty

Crown offers a Three-Year, No-Fault, Fully Transferable Warranty for every new Crown cinema product—an unsurpassed industry standard. With this unprecedented No-Fault protection, your new Crown product is warranted to meet or exceed original specifications for the first three years of ownership. During this time, if your amplifier fails, or does not perform to original specifications, it will be repaired or replaced at our expense. About the only things not covered by this warranty are those losses normally covered by insurance and those caused by intentional abuse. And the coverage is transferable, should you sell your unit.

See your authorized Crown dealer for full warranty disclosure and details. For customers outside of the USA, please contact your authorized Crown distributor for warranty information or call 574-294-8200.



A Harman International Company

Crown International  
1718 W. Mishawaka Rd.  
Elkhart, IN 46517-9439  
TEL: 574-294-8200  
FAX: 574-294-8FAX  
www.crownaudio.com

Specifications subject to change without prior notice. Latest information available at [www.crownaudio.com](http://www.crownaudio.com).

Crown and Crown Audio are registered trademarks of Crown International. Other trademarks are the property of their respective owners. ©2007 Crown Audio®, Inc. Printed in U.S.A.